




District Report Card: 2017			
<b>State:</b> Punjab		<b>District:</b> Gurdaspur	
<b>Class:</b> 5		<b>Subject:</b> Language	
<b>Schools:</b> 61		<b>Students:</b> 857	


### Participation/Coverage


#### Students

<div>GENDER</div> <div></div>	Boys				Girls			
	Number		%		Number		%	
	410		47.84		447		52.16	

<div>AREA</div> <div></div>	Rural				Urban			
	Number		%		Number		%	
	764		89.15		93		10.85	

<div>CATEGORY</div> <div></div>	SC		ST		OBC		GEN	
	Number	%	Number	%	Number	%	Number	%
	477	55.66	1	0.12	233	27.19	146	17.04

<div>CWSN</div> <div></div>	LD	VI	HI	S&LD	ID	Oth
	27	1	0	0	4	56

<div>Management</div> <div></div>	Government			Government-aided		
	Number		%	Number		%
	826		96.38	31		3.62

### Average Performance of Students in Language (%)

Overall	Gender		Area		Management		Social Group			
	Male	Female	Rural	Urban	Govt.	Aided	SC	ST	OBC	GEN
60.64	58.33	62.76	60.40	62.58	60.35	68.39	58.13	40.00	63.89	63.79

## Performance on Learning Outcomes (LOs)

Learning Outcomes	Description	Average Performance(%)
L504	Reads and comprehends independently storybooks, news items/ headlines, advertisements etc.	50.46
L508	Reads text with comprehension, locates details and sequence of events	65.73

Range of Performance of Students who Answered Correctly							
Below 30%		30% - 50%		50% - 75%		Above 75%	
Number	%	Number	%	Number	%	Number	%
93	10.85	172	20.07	349	40.72	243	28.35

## Lowest Performing Learning Outcomes (LOs)

- 1 - Reads and comprehends independently storybooks, news items/ headlines, advertisements etc. (50.46)
- 2 - Reads text with comprehension, locates details and sequence of events (65.73)